

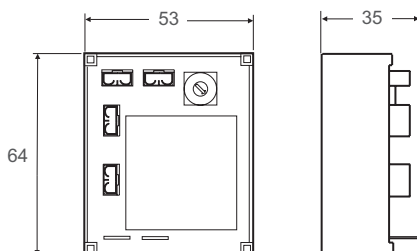
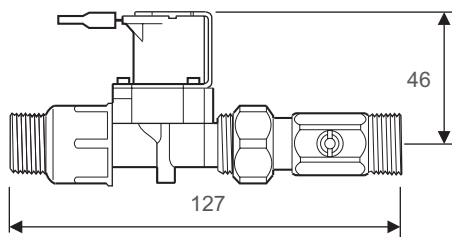
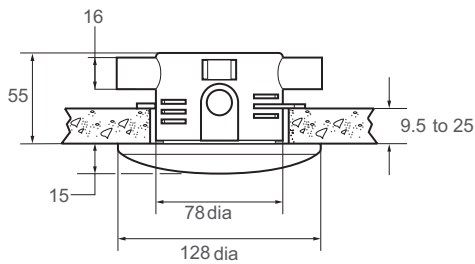
RADA MONO-CONTROL SYSTEM MC126



- WRAS Approved
- Hygiene 'non-touch' automatic urinal flushing
- Ceiling mounted for 'non-touch' control of a single urinal
- Programmable flush times provides flexibility and greater economy
- Automatic duty flush when building unoccupied
- All elements linked via safe extra low voltage (12 Volts) supply



Dimensions (mm)

**Specify as: Mono-Control System MC126 (1.1495.013)**

Each group of urinal bowls to be served by one Rada Mono-Control System MC126 ceiling mounted flow control. Complete with concealed passive infra-red sensor, control module and 1/2" solenoid valve with isolator and filter.

TECHNICAL SPECIFICATION

Installation and Maintenance

Please refer to the appropriate Product Manual.

When the design of today's washrooms require higher levels of hygiene and energy savings, Rada provide the solution.

Rada Mono-Control systems enable precise control of showering, hand washing and urinal flushing systems.

The ceiling sensor is recessed into false ceilings or ceiling tiles and is supplied with a conduit box, front fixings, plate and cover screws.

The solenoid valve should be accessible for maintenance purposes. Supplied complete with integral isolator and filter.

Approvals

WRAS approved (Water Regulations Advisory Scheme).

CE Approved.

Designed, manufactured and supported in accordance with accredited BS EN ISO 9001:2008 Quality Management Systems and BS EN ISO 14001:2004 Environmental Management Systems.

Operation

When the sensor is activated, a signal is sent to the Rada Mono-Control module which initiates a delay, after which the solenoid valve opens - allowing water to flow through the outlet.

The duration of the flow and the delay can be pre-set, via the Rada Mono-Control module, ensuring optimum saving of water and energy.

Materials

Ceiling Sensor: Base - ABS, cover - polycarbonate.

Solenoid Valve: Body material fibreglass polyimide.

Flush Timing

The system provides a flush duration which can be set for 6, 9, 11 or 13 seconds.

This will operate after a flush delay of either 30 seconds, 1 minute, 2 minutes or 3 minutes. These settings can be adjusted via the integral timing dial.

A duty flush is incorporated, every 24 hours after usage.

The Control Module attaches directly onto the solenoid valve.

Pressures

Solenoid valve: 0.2 - 10 bar (20 - 1000 kPa).

Electrical Specification

Protection class: Sensor, electronic module IP55.

Supply voltage: 12V AC + 10% 50/60 HZ, via Rada 302, 308 or 316 transformer (not included).

Power consumption: 6 VA.

Operating ambient temperature range: 5°C - 40°C.

Maximum humidity: 80%.

Wiring form sensor to control module: 2 core PVC covered cable, 3.0 m supplied.

Sensor range: minimum 0.5 metres, maximum 2.5 metres.

Operation Schematic

