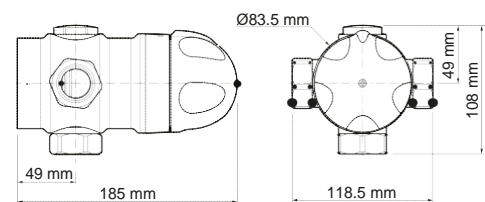
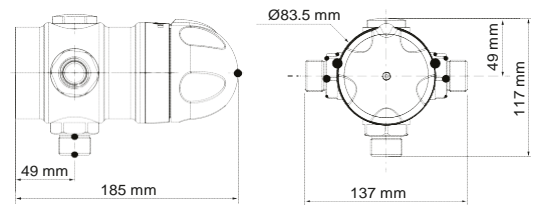
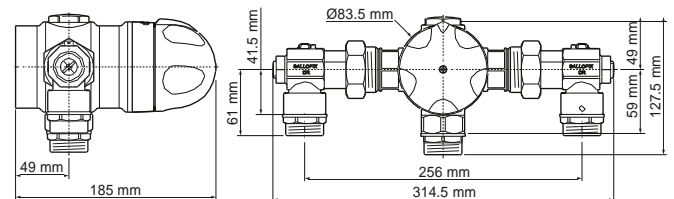


RADA 32E THERMOSTATIC MIXING VALVE

- Rada 32E series has been designed specifically to provide temperature controlled water to emergency fixtures.



Dimensions (mm)



TECHNICAL SPECIFICATION

General

Tepid flushing fluid is considered necessary in all types of emergency equipment applications. Tepid is defined in the standard (DIN CN 15154-2), as "A flushing fluid temperature conducive to promoting a minimum 15-minute irrigation period. A suitable range is 16-37°C. Generally, temperatures higher than 37°C may cause chemical interactions with the skin and result in further damage. At 16°C and below hypothermia becomes a concern. Consulting a safety/health advisor will be a helpful aid in the determination of the best temperature parameters. No two hazards are exactly the same and each should be evaluated on a case-by-case basis".

Point of Use

Rada 32E Thermostatic Mixing Valves are suitable for installation at or near a point of use for direct tepid water supply to an emergency fixture or grouping of fixtures. Groups of fixtures must meet the valve's flow capacity requirements if there is a potential for simultaneous operation.

Product Range

32EC - For surface mounting. Angle inlet elbows incorporate isolating ball valves, check-valves and strainers. Inlets & outlet connections: 28mm compression.

32E BSP - For surface, duct or panel mounting. 3/4" BSP male threaded Inlet and outlet adaptors (check-valves incorporated in inlets).

Connections

Standard connections are **hot-left, cold-right, outlet-top** when facing the control.

Note! The outlet can be altered to bottom outlet if required by repositioning the drain plug.

Approvals

WRAS approved (UK Water Regulations Advisory Scheme).
Designed, manufactured and supported in accordance with accredited BS EN ISO 9001:2008 Quality Management Systems and BS EN ISO 14001:2004 Environmental Management Systems.

Flow Control

Separate flow control required.

Materials

Body: European 4MS Scheme Compliant Brass meeting DZR and Low Lead requirements.

Rada 32E Operating Specifications

Maximum Hot Water Supply Temperature - 70°C
Minimum Cold Water Supply Temperature - 1°C
Minimum Flow Rate at mid blend with nominally equal supply pressures. - 8 l/min
Maximum Flow Rate - 120 l/min
Maximum Dynamic Inlet Supply Pressure (supplies must be nominally equal) - 6.9 bar
Maximum Static Pressure - 10 bar
Minimum Inlet Supply Pressures - 2.7 bar – Drench shower, 1.4 bar eyewash

Caution! High water pressures may deliver a volume and spray force which is injurious to the user. Check with fixture manufacturer or regulate water pressures within acceptable range.

Warning! Correct on site commissioning of Rada 32E is critical.

Warning! The constant cold water flow design ensures that in the event of a hot water supply failure the Rada 32E will allow cold water to flow to the fixture.

In addition, Rada 32E is designed to shut down the hot water supply in the event of a cold water supply failure.

These features will only function if:

1. There is a minimum of 20°C differential between the Hot Supply and the Blend set point 25°C.
2. The Rada 32E has been factory set to deliver a maximum temperature at 25°C. It is critical to note that under certain inlet temperature supply conditions, the constant cold water supply feature may give the false impression that a blend set point has been correctly established. However, the blend temperature may just be a function of the combination of inlet hot water temperature and the constant cold water flow.

Service

The eye shower and/or safety shower system must be inspected for externally visible damage and defects after installation, prior to initial start-up and subsequently at the time periods stated below and following any modifications or repairs.

Eye Showers must have their functionality checked at least once a month.

The shower must be activated for approx. 10 seconds for this purpose. In this way the function is tested and the standing water in the shower is also replaced by fresh water (protection against contamination). To further reduce microbiological contamination it is recommended that the shower is activated at shorter intervals (e.g. weekly).

In order to guarantee permanent readiness for operation of the safety eye showers it is recommended that the showers serviced at least once a year by a qualified maintenance engineer. Service records are recommended confirming the showers acceptable operation characteristics such as flow and temperature, turning off and water drainage. Checks for leaks, cleaning filters scale build up and the hose of the hand-held eye showers must be examined for possible twists, kinks or other forms of damage.

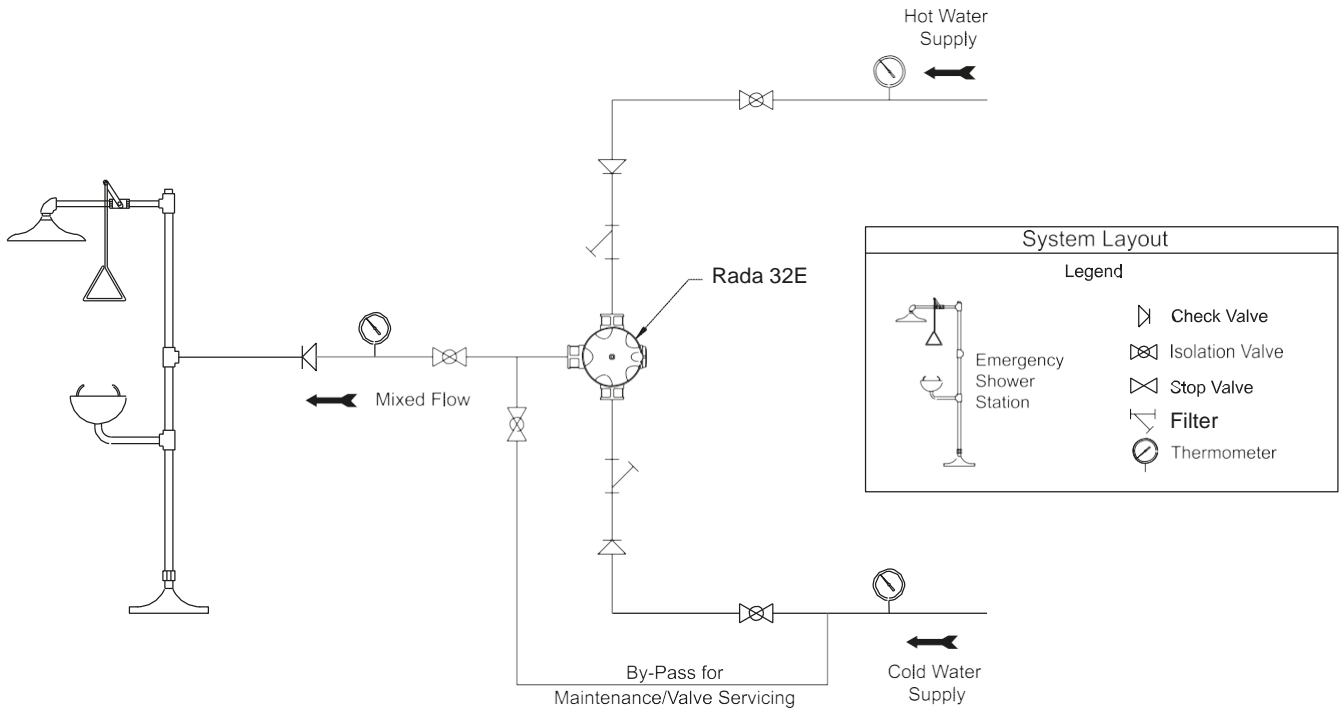
Damaged or defective parts must be renewed immediately to ensure continued immediate operation in an emergency.

The check valve which is installed in the connection piece must be renewed every two years.

The Rada Service team can provide a regular servicing contract for your safety showers to ensure they are always in full working order. Please contact **0844 571 1777** for details

TECHNICAL SPECIFICATION

Installation Schematic



Kohler Mira Limited
 Cromwell Road, Cheltenham
 Gloucestershire, GL52 5EP

Specification Enquiries
 Tel: 0844 571 1777, Fax: 0844 472 3076
 Email: rada_technical@mirashowers.com
 www.radacontrols.com

Rada is a registered trademark of Kohler Mira Limited.
 The company reserves the right to alter product specification without notice.
 © April 2017 Kohler Mira Limited. All rights reserved.
 No part of this document, or any accompanying document, may be reproduced or transmitted in any form or by any means, including photocopying or electronically, without the permission of Kohler Mira Limited.

A **KOHLER** COMPANY

