

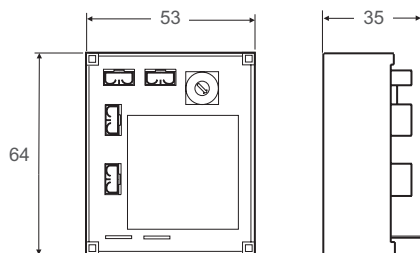
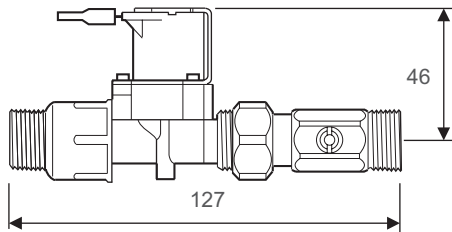
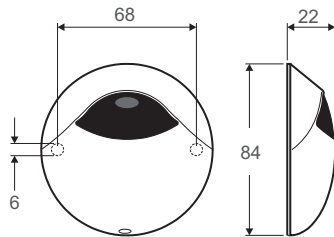
RADA MONO-CONTROL SYSTEM MC120



- WRAS Approved
- Hygiene 'non-touch' control
- Wall mounted sensor for 'non-touch' control of a single wash basin or shower
- Economy and flexibility - timing can be programmed to suit application
- All elements linked via safe extra low voltage (12 Volts) supply



Dimensions (mm)

**Specify as: Mono-Control System MC120 (1.1495.009)**

Each outlet to be served by one Rada Mono-Control System MC120 wall mounted flow control. Complete with chrome plated concealed active infra-red sensor, control module and 1/2" solenoid valve with isolator and filter.

TECHNICAL SPECIFICATION

Installation and Maintenance

Please refer to the appropriate Product Manual.

When the design of today's washrooms require higher levels of hygiene and energy savings, Rada provide the solution.

Rada Mono-Control systems enable precise control of showering, hand washing and urinal flushing systems.

The sensor should be mounted on a flat smooth surface (e.g. centre of a tile) so that the seal on the reverse can prevent water ingress, otherwise a silicone sealant should be used. The sensor back plate is mounted via two fixing points. The cover is then fitted over the back plate and secured with a security screw on the underside of the cover. This conceals the wall fixing screws and prevents unwanted tampering.

The solenoid valve should be accessible for maintenance purposes. Supplied complete with integral isolator and filter.

Approvals

WRAS approved (Water Regulations Advisory Scheme).

CE Approved.

Designed, manufactured and supported in accordance with accredited BS EN ISO 9001:2008 Quality Management Systems and BS EN ISO 14001:2004 Environmental Management Systems.

Operation

When the sensor is activated, a signal is sent to the Rada Mono-Control module, which, in turn, energises the solenoid valve.

The solenoid valve opens - allowing water to flow through the outlet.

The duration of the flow for each outlet can be individually preset, via the Rada Mono-Control module, ensuring optimum saving of water and energy.

The sensor may be used to switch off the supply of water before the preset time.

Materials

Wall Mounted Sensor: Chromium plated durable engineering plastic with shatterproof plastic sensing window.

Solenoid Valve: Body material fibreglass polyamide.

Cycle Timing

Flow duration can be pre-selected during commissioning by the adjustment of an integral timing dial.

a) Cycle time in seconds, full cycle only

3, 4, 5, 6, 7, 8, 9, 15, 30, 60

b) Cycle time in seconds, cycle can be stopped by reactivating sensor

5, 10, 15, 30, 60, 75

Pressures

Solenoid valve: 0.2 - 10 bar (20 - 1000 kPa).

Electrical Specification

Protection class: Sensor, electronic module IP65.

Supply voltage: 12V AC + 10% 50/60 HZ, via Rada 302, 308 or 316 transformer (not included).

Power consumption: 6 VA.

Operating ambient temperature range: 5°C - 40°C.

Maximum humidity: 80%.

Wiring from sensor to control module: 2 core PVC covered cable, 3.0 m supplied.

Operation Schematic

