

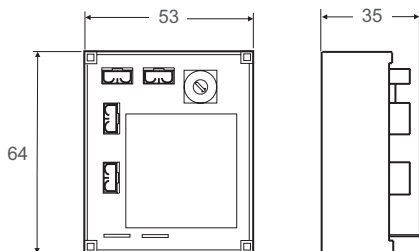
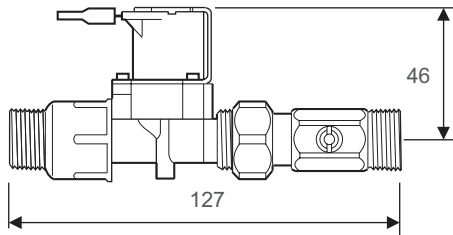
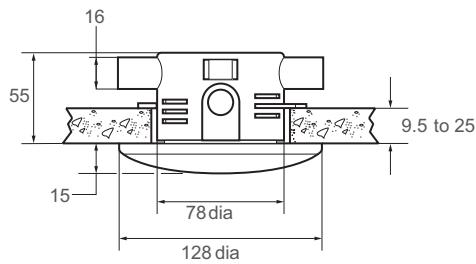
RADA MONO-CONTROL SYSTEM MC125



- WRAS Approved
- Hygiene 'non-touch' automatic urinal flushing
- Ceiling mounted for 'non-touch' control of a single urinal
- Programmable flush times provides flexibility and greater economy
- Automatic duty flush when building unoccupied
- All elements linked via safe extra low voltage (12 Volts) supply



Dimensions (mm)



Specify as: Mono-Control System MC125 (1.1495.012)

Each urinal bowl to be served by one Rada Mono-Control System MC125 ceiling mounted flow control. Complete with concealed passive infra-red sensor, control module and 1/2" solenoid valve with isolator and filter.

Kohler Mira Limited
 Cromwell Road
 Cheltenham
 Gloucestershire
 GL52 5EP

Specification Enquiries
 Tel: 0844 571 1777
 Fax: 0844 472 3076
 Email: rada_technical@mirashowers.com
 www.radacontrols.com



TECHNICAL SPECIFICATION

Installation and Maintenance

Please refer to the appropriate Product Manual.

When the design of today's washrooms require higher levels of hygiene and energy savings, Rada provide the solution.

Rada Mono-Control systems enable precise control of showering, hand washing and urinal flushing systems.

The ceiling sensor is recessed into false ceilings or ceiling tiles and is supplied with a conduit box, front fixings, plate and cover screws.

The solenoid valve should be accessible for maintenance purposes. Supplied complete with integral isolator and filter.

Approvals

WRAS approved (Water Regulations Advisory Scheme).

CE Approved.

Designed, manufactured and supported in accordance with accredited BS EN ISO 9001:2008 Quality Management Systems and BS EN ISO 14001:2004 Environmental Management Systems.

Operation

When the sensor is activated, if the pre-flush option has been selected, there will be an approximate 2 second delay and a 2 second pre-flush.

When there has been 5 seconds of inactivity (when the user has left the area), the flush is activated for the duration selected (3 - 10 seconds, in 1 second intervals).

Materials

Ceiling Sensor: Base - ABS, cover - polycarbonate.

Solenoid Valve: Body material fibreglass polyimide.

Flush Timing

The system provides an optional pre-flush of 2 seconds if a human body is detected and then initiates a flush cycle after usage.

Flush duration can be pre-set, between 3 - 10 seconds in increments of 1 second, by the adjustment of the integral timing dial.

A duty flush is incorporated, every 24 hours after usage.

The Control Module attaches directly onto the solenoid valve.

Pressures

Solenoid valve: 0.2 - 10 bar (20 - 1000 kPa).

Electrical Specification

Protection class: Sensor, electronic module IP55.

Supply voltage: 12V AC + 10% 50/60 HZ, via Rada 302, 308 or 316 transformer (not included).

Power consumption: 6 VA.

Operating ambient temperature range: 5°C - 40°C.

Maximum humidity: 80%.

Wiring form sensor to control module: 2 core PVC covered cable, 3.0m supplied.

Sensor range: minimum 0.5 metres, maximum 2.5 metres.

Operation Schematic

