

RADA SENSE DUAL SHOWER



ADVANCED TECHNOLOGY / INNOVATIVE DESIGN



THE EXPERTS IN SHOWER AND WASHROOM CONTROLS

rada

Introducing the Sense Dual Shower T3 – the latest generation in healthcare sector showering technology from Rada – the world experts in commercial showering, washroom controls, fittings and systems.

The Sense Dual Shower T3 is a non-touch shower control and valve that has been designed with the needs of the less able, infirm or elderly in all types of commercial healthcare applications in mind. It combines the flexibility of a fixed and a variable showerhead pairing with Rada's unique T-logic™ digital intelligent thermostatic mixing valve technology. The result represents an integrated solution which provides the ultimate in safety, hygiene and absolute thermostatic control.

It also satisfies the requirements of Diagram 23 in Part M of the Building Regulations and this allows the Sense Dual Shower T3 to provide a showering experience that is perfectly tailored to meet the specific needs of each individual user.

SENSE BENEFITS

- The world's first digital thermostatic mixing valve for commercial use
- Flexible – use fixed or variable showerhead
- Specifically designed for commercial applications
- Designed to aid assisted showering
- Maintains consistent temperature when switching between shower heads

OUTSTANDING FEATURES

- Easy to operate non-touch ON/OFF and temperature controls
- Duty flush and thermal disinfection options reduce the risks from water borne bacteria
- Incorporates data logging facilities
- Proven performance
- Concealed and remotely located digital thermostatic mixing unit – no surface temperature risks
- Flow time and temperature parameters can be pre-set
- Automatically compensates for supply conditions

APPROVED PERFORMANCE

- Supplied factory-set to comply with TMV3 safe temperature settings
- BuildCert TMV3 approved mixing unit
- Conforms with NHS Estates Model Engineering Specification D08
- Exceeds HTM04 requirements

REDUCED LIFETIME COSTS

- Easy 'plug-in' installation
- Timed flow control saves water
- Quick access for maintenance
- 5-Year warranty

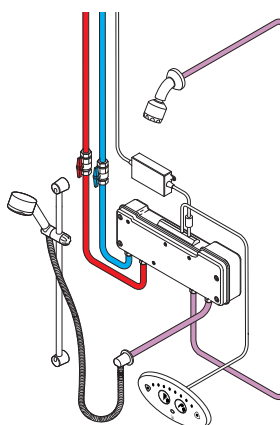
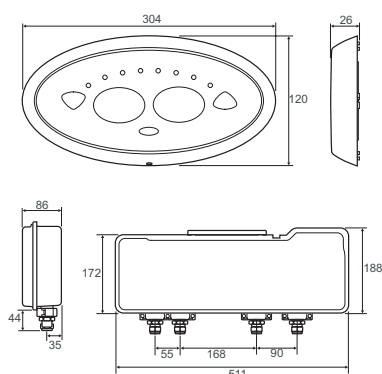


T-logic™ Digital Intelligence

Allows the user to operate, communicate and exchange information with the digital mixing valve to deliver the ultimate in safety, hygiene and control.

RADA SENSE DUAL SHOWER

DIMENSIONS AND INSTALLATION (mm)



PRODUCT INFORMATION

PRODUCT CODE

RADA SENSE DUAL SHOWER T3
1.1653.030

USAGE

HTM64 alternative to TM1
Part M Building Regulations:
Access to and use of buildings
Diagram 23 Self contained
shower room for individual use



WEB LINK

www.radacontrols.com/radasensedual



Grab rails and seat shown for illustration purposes only.

OTHER PRODUCTS IN THE RANGE

RADA SENSE BATH SHOWER T3

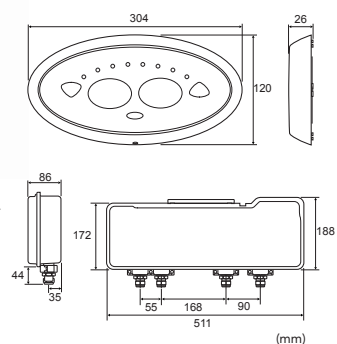


PRODUCT CODE

RADA SENSE BATH SHOWER
1.1503.690

WEB LINK

www.radacontrols.com/radasensebsm



RADA SENSE BATH T3/HAND WASHING T3

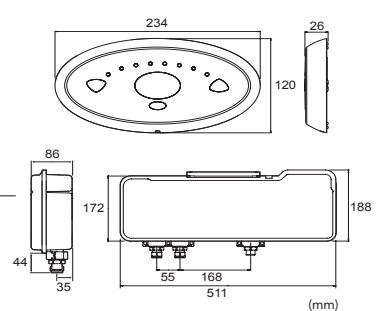


PRODUCT CODE

RADA SENSE BATH
1.1503.698
RADA SENSE HANDWASHING
1.1503.678

WEB LINK

www.radacontrols.com/radasenseb
www.radacontrols.com/radasensewb



www.radadigital.co.uk



Mira, Rada, Kohler and Meynell are registered trade marks of Kohler Mira Limited. The company reserves the right to alter product specification without notice. © December 2009 Kohler Mira Ltd. All rights reserved. No parts of this document, or any accompanying document, may be reproduced or transmitted in any form or by any means, including photocopying or electronically, without the permission of Kohler Mira Limited.

P6221

Kohler Mira Limited
Cromwell Road
Cheltenham
Gloucestershire
GL52 5EP

T 0844 571 1777

F 0844 472 3076

E rada_technical@mirashowers.com
www.radadigital.co.uk

THE BOLD LOOK
OF **KOHLER**

mira
SHOWERS

rada

DARYL
A KOHLER COMPANY

rada